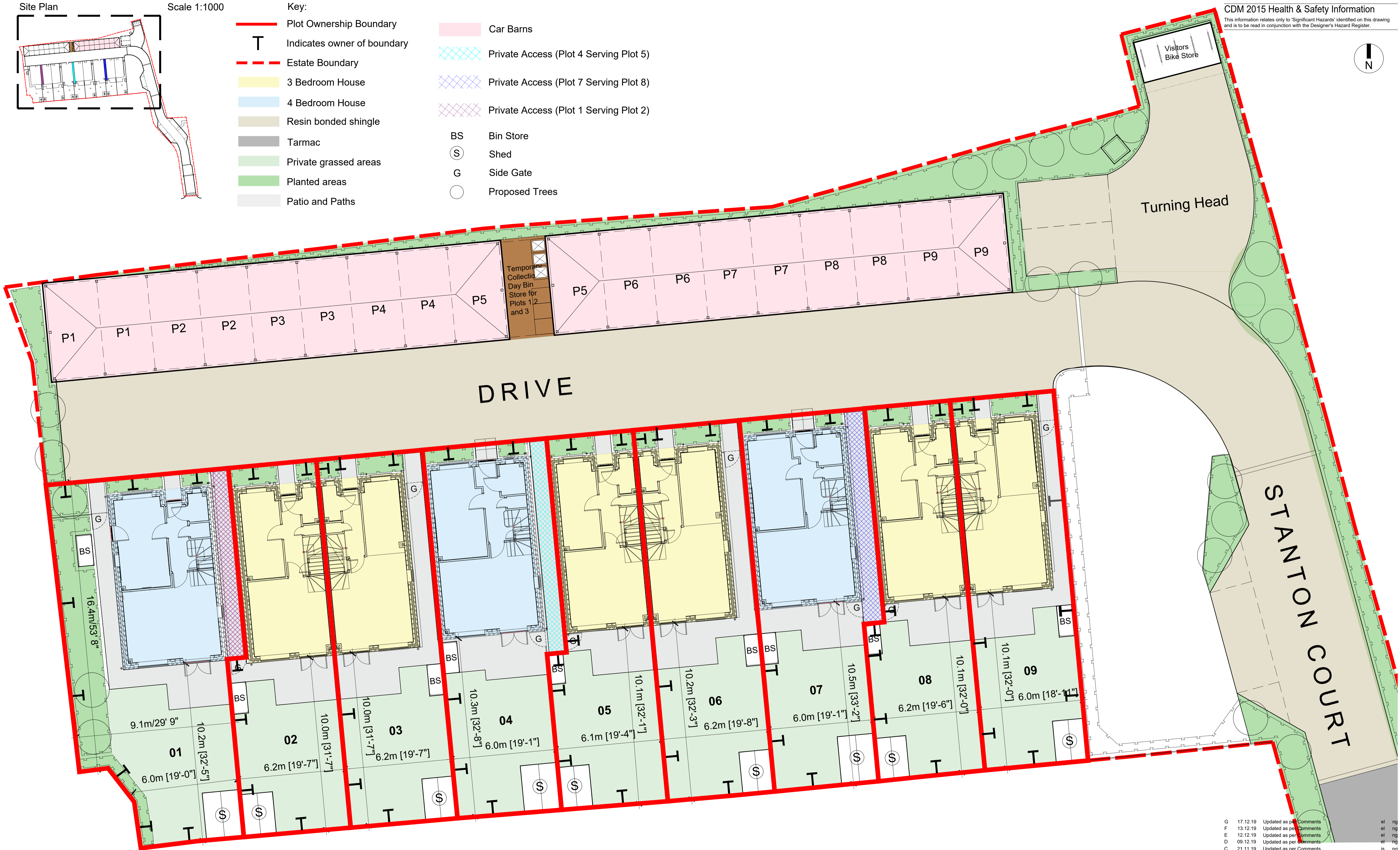
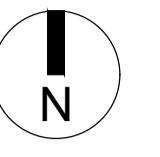


Scale 1:1000

- Key:
- Plot Ownership Boundary
  - Estate Boundary
  - 3 Bedroom House
  - 4 Bedroom House
  - Resin bonded shingle
  - Tarmac
  - Private grassed areas
  - Planted areas
  - Patio and Paths
  - Car Barns
  - Private Access (Plot 4 Serving Plot 5)
  - Private Access (Plot 7 Serving Plot 8)
  - Private Access (Plot 1 Serving Plot 2)
  - BS Bin Store
  - (S) Shed
  - G Side Gate
  - Proposed Trees

CDM 2015 Health & Safety Information  
 This information relates only to 'Significant Hazards' identified on this drawing and is to be read in conjunction with the Designer's Hazard Register.



Rev	Date	Revision Details	Dr	Ch
G	17.12.19	Updated as per Comments	el	ng
F	13.12.19	Updated as per Comments	el	ng
E	12.12.19	Updated as per Comments	el	ng
D	09.12.19	Updated as per Comments	el	ng
C	21.11.19	Updated as per Comments	cab	ng
B	31.10.19	Updated as per Comments	cab	ng
A	16.10.19	Issued for comment	js	ng

Client's Name  
**Bourne Homes**

Drawing Title  
**Sales Plan**

Drawn  
**cab**

Checked  
**ng**

Date  
**16.10.19**

Job Title  
**Stanton Court**

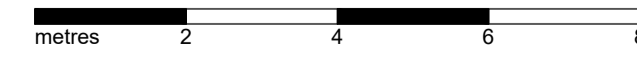
Scale  
**1:100 @ A1 / 1:200 @ A3**

Job No  
**6735**

Drawing No  
**06002**

Rev  
**G**

Status  
**PRELIMINARY**



**ECE Architecture**  
 www.ecearchitecture.com

London: 76 Great Suffolk Street, London, SE1 0BL  
 T 0207 928 2773 E london@ecearchitecture.com

Sussex: Brooklyn Chambers, 11 Goring Road, Worthing, West Sussex, BN12 4AP  
 T 01903 248777 E sussex@ecearchitecture.com

Bristol: Westworks, Colston Tower, Colston Street, Bristol, BS1 4XE  
 T 0117 214 1101 E bristol@ecwestworks.com

© ECE Architecture Limited. No permission is to be granted for reproduction or for the use of any part of this drawing without the prior written consent of ECE Architecture Limited. The contractor shall be held responsible for ensuring compliance with Building Regulations.